



SPECIAL CAB SRL
Specialized cabs for tractors

REPLACEMENT PARTS CATALOG



John Deere - 5105ML Low Profile Tractor Cab


MG
EQUIPMENT COMPANY
Specialized Equipment for Agriculture



SPECIAL CAB

John Deere 5105ML Low Profile Cab Replacement Parts Catalog

MG Equipment Company specializes in unique tractor implements designed specifically for vineyards and orchards.

*This catalog is designed to detail all the parts and components for **SPECIAL CABS** low profile cab designed specifically for the John Deere 5105ML series tractors.*

*To ensure a long life of reliable and trouble-free service for your implements, use only genuine **SPECIAL CABS** replacement parts.*

It is our goal to meet or exceed the expectations of our customers and to offer unsurpassed service and parts support. We partner with each of our manufacturers to provide the best possible after-sales-support.

We thank you for your valued business. We remain at your complete disposal for any information you require regarding any of our products.

For Replacement Parts Sales and Information contact:

MG Equipment Co.


PO Box 655 Vineburg, CA 95487
mgequipment@gmail.com

Tel: (707) 996-2605

Fax: (707) 996-3405

Mobile: (510) 813-2046


CAB EXTERIOR / GLASS



| Item# | Part# | Description |
|-------|-----------|--|
| 1 | SC-C10549 | Glass - Front curved windshield - JD5105ML |
| 2 | SC-C10657 | Glass - Rear window pane - JD5105ML |
| 3 | SC-C10655 | Glass - Door pane (Right/Left) - JD5105ML |
| 4 | SC-C10656 | Glass - Side deflector pane (R/L) - JD5105ML |

| Item# | Part# | Description |
|-------|-----------|--|
| 5 | SC-C10654 | Glass - Lower front pane (R/L) - JD5105ML |
| 6 | SC-M13000 | Light fixture (round) with support - 12V (see page 14 for additional light fixture parts) |
| 7 | SC-M13644 | Rear brake light fixture (Right) |
| | SC-M13645 | Rear brake light fixture (Left) |

DOOR GLASS / HARDWARE







| Item# | Part# | Description |
|-------|------------|---|
| 1 | SC-C10655 | Glass - Door pane (Right/Left) - JD5105ML |
| 2 | SC-P10175 | Gasket/seal (U-clamp) L = 420 cm <i>(when ordering this seal, please indicate length needed)</i> |
| 3 | SC-M12747K | Door handle assembly (exterior) |
| 4 | SC-M10174K | Bolt + washer + grommet (kit) |

| Item# | Part# | Description |
|-------|------------|------------------------------------|
| 5 | SC-S11081 | Door tubular handle/rail - Right** |
| | SC-S11082 | Door tubular handle/rail - Left** |
| 6 | SC-S11224K | Metal door hinge kit |
| 7 | SC-M13217 | Gasket for door hinge |

****Note:** RIGHT and LEFT are determined by the operator sitting in the tractor driver's seat

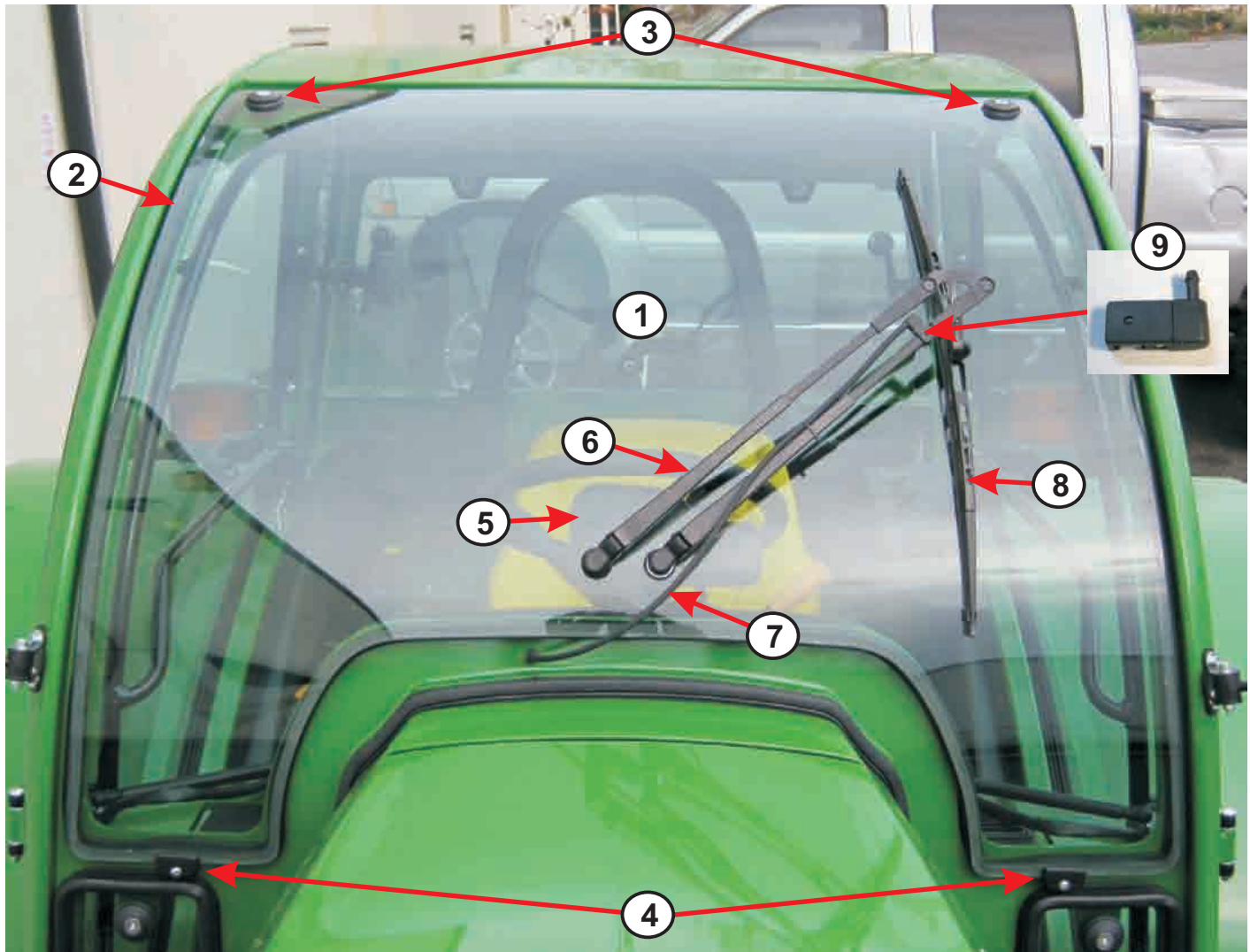
DOOR HANDLE / LATCHES



| Item# | Part# | Description |
|-------|-----------|----------------------------------|
| 1A | SC-M10694 | Door latch assembly - Sx |
| 1B | SC-M10695 | Door latch assembly - Dx |
| 2A | SC-M12805 | Cover for lock assembly ABS - Sx |
| 2B | SC-M12804 | Cover for lock assembly ABS - Dx |
| 3 | SC-M13216 | Gasket for door lock assembly |

| Item# | Part# | Description |
|-------|------------|--|
| 4 | SC-I11692 | Door locking catch (threaded stud) |
| 5 | SC-M12747K | Door handle assembly (exterior) |
| 6 | SC-M10764 | Door opening piston (gas cylinder) L = 330 |
| 7 | SC-M10946 | Spherical joint for gas cylinder |
| 8 | SC-I12027 | Limit cable for door spring (wire cable) |

FRONT WINDSHIELD



| Item# | Part# | Description |
|-------|------------|---|
| 1 | SC-C10549 | Glass - Front curved windshield - JD5105ML |
| 2 | SC-P10211 | Gasket/seal (glue-on) L = 440 cm <i>(when ordering this seal, please indicate length needed)</i> |
| 3 | SC-M10174K | Bolt + washer + grommet (kit) |
| 4 | SC-M10065K | L-bracket + screw + cap nut |
| 5 | SC-M12294 | Wiper motor assembly ITG50 - 110 degree |


| Item# | Part# | Description |
|-------|-----------|-------------------------------------|
| 6 | SC-M11108 | Wiper arm (panographic) - L=420/500 |
| 7 | SC-M13198 | Wiper fluid hose - L=550 mm |
| 8 | SC-M10023 | Wiper blade - L=450 (18") |
| 9 | SC-M12441 | Wiper spray nozzle |

SIDE DEFLECTOR GLASS



| Item# | Part# | Description |
|-------|------------|---|
| 1 | SC-C10656 | Glass - Side deflector pane (R/L) - JD5105ML |
| 2 | SC-P10175 | Gasket/seal (U-clamp) L = 190 cm <i>(when ordering this seal, please indicate length needed)</i> |
| 3 | SC-M10174K | Bolt + rubber grommet + washer |
| 4 | SC-V10613 | Latch kit for side deflector glass |


REAR WINDOW GLASS



| Item# | Part# | Description |
|-------|------------|--|
| 1 | SC-C10657 | Glass - Rear window pane - JD5105ML |
| 2 | SC-P10175 | Gasket/seal (U-clamp) L = 270 cm (when ordering this seal, please indicate length needed) |
| 3 | SC-M10078K | Hinge kit - rear window (nylon) - 1 pc |
| 4 | SC-M10174K | Bolt + rubber grommet + washer |
| 5 | SC-M12080 | Rear window opening piston - L=xx cm |
| 6 | SC-M11851K | Handle assembly - inside rear window |


| Item# | Part# | Description |
|-------|------------|--|
| 7 | SC-M10031 | Rear window latch plate |
| 8 | SC-M10020K | Gas spring mounting support |
| 9 | SC-M10946 | Spherical joint for gas cylinder |
| 10 | SC-M13000 | Light fixture (round) with support - 12V (see page 14 for additional light fixture parts) |
| 11 | SC-R16525 | Triangular cover plate (Left/Right) |
| 12 | SC-I12050 | Thumb screw + washer - M6 x 12 mm |

LOWER FRONT FIXED GLASS




| Item# | Part# | Description |
|-------|------------|---|
| 1 | SC-C10654 | Glass - Lower front pane (R/L) - JD5105ML |
| 2 | SC-P10175 | Gasket/seal (U-clamp) L = 110 cm <i>(when ordering this seal, please indicate length needed)</i> |
| 3 | SC-M10174K | Bolt + rubber grommet + washer |
| 4 | SC-M10065K | L-bracket + screw + cap nut |

CAB CEILING




| Item# | Part# | Description |
|-------|-----------|---|
| 1 | SC-M14631 | Interior lining material |
| 2 | SC-M10187 | Plastic grommet/button to hold material |
| 3 | SC-M10038 | Interior light fixture |
| 4 | SC-I10755 | Sun visor |

AIR FILTERS / PLATFORM STEP



| Item# | Part# | Description |
|-------|-----------|-------------------------------------|
| 1 | SC-M10736 | Air filter (paper - dust) |
| | SC-M11035 | Air filter (activated charcoal) |
| 2 | (call) | Metal step support brackets (2 pcs) |
| 3 | (call) | Metal step plates (perferated) |



A/C COMPRESSOR / COOLANT RESERVIOR



| Item# | Part# | Description |
|-------|-----------|----------------|
| 1 | SC-M13696 | A/C compressor |
| 2 | (call) | Drive belt |
| 3 | (call) | Hose |


| Item# | Part# | Description |
|-------|--------|-------------------|
| 4 | (call) | Hose |
| 5 | (call) | Hose |
| 6 | (call) | Coolant reservoir |

A/C COMPONENTS



| Item# | Part# | Description |
|-------|-----------|------------------------|
| 1 | (Call) | Condenser coil |
| 2 | (Call) | A/C hose |
| 3 | (Call) | A/C hose |
| 4 | SC-M11837 | Receiver dryer |
| 5 | SC-M12659 | Pressure switch |
| 6 | SC-M11846 | Support clamp assembly |
| 7 | (Call) | A/C hose |
| 8 | (Call) | A/C hose |




CONTROL PANEL



| Item# | Part# | Description |
|-------|-----------|-----------------------------------|
| 1 | SC-M10514 | Fuse box assembly |
| | SC-M11184 | Fuse - 10A (Red) |
| 2 | SC-M10453 | Fuse - 15A (Blue) |
| | SC-M10632 | Fuse - 20A (Yellow) |
| | SC-M10630 | Fuse - 5A (Beige) |
| 3 | SC-I11587 | Thermostat A/C + cable K55 S/P |
| 4 | SC-M12758 | Switch - 3 speed fan - round knob |

| Item# | Part# | Description |
|-------|-----------|--|
| 5 | SC-M12319 | Blank toggle switch cover plate |
| 6 | SC-M10715 | Toggle switch - rear working lights |
| 7 | SC-M10713 | Toggle switch - A/C compressor |
| 8 | SC-M10717 | Toggle switch - windshield wiper / sprayer |


MISC. ITEMS



| Item# | Part# | Description |
|-------|-----------|--------------------------------------|
| 1 | SC-M10066 | Wiper fluid tank + single pump - 12V |
| 2 | SC-M13654 | Water (heater) control valve |
| 3 | SC-I11354 | Side mirror - Right** |
| | SC-I11357 | Side mirror - Left** |

***Note: RIGHT and LEFT are determined by the operator sitting in the tractor driver's seat*

REAR WORKING LIGHTS



| Item# | Part# | Description |
|-------|-----------|---|
| 1 | SC-M13000 | Rear light fixture - Round (complete kit) |
| 2 | SC-M12622 | Light bulb 12V - 55W |
| 3 | SC-M12474 | FM electrical connector for rear light |



For Questions or Technical Assistance Contact:

MG Equipment Co.

PO Box 655
Vineburg, CA 95487
Tel: (707) 996-2605
Mobile: (510) 813-2046
mgequipment@gmail.com