

## BLADE MOWER

# CANGURO

**REAR MOUNTING**


## STANDARD EQUIPMENT





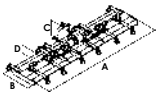
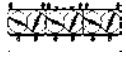


**For standard equipment on tractor needed**

- 2 double acting control unit

**Standard equipment on the blade mower Fischer**

- PTO 540/min. clockwise rotation seen in travel direction  
Other combination on request (see page 123)
- Metal wheel and rollers height adjustable (4-7 cm)
- Counter rotating gear drive of the blade rotors
- Chain guards front and deflectors
- Safety hooks for road transport
- Chain guards rear
- Fix blades
- PTO drive shaft
- User manual and CE conformity declaration



| Mod.               |  |  |  |  |  |     |     |    |  |  |  |  |
|--------------------|---|---|---|---|---|-----|-----|----|--|---|---|--|
|                    |   |   |   |   | HP  | KG  | A   | B  |  |   |   |  |
| <b>Canguro 350</b> | 4   | 8   | 50-120  | 1257  | 350   | 174 | 110 | 30 | 345  | 220   | -8° - +15°  |  |
| <b>Canguro 400</b> | 4   | 8   | 50-120  | 1369  | 400   | 186 | 110 | 30 | 395  | 245   | -8° - +15°  |  |
| <b>Canguro 450</b> | 4   | 8   | 60-120  | -   | 450   | 200 | 110 | 30 | 445  | 270   | -8° - +15°  |  |
| <b>Canguro 550</b> | 6   | 12  | 60-120  | -   | 550   | 174 | 110 | 30 | 545  | 220   | -8° - +15°  |  |
| <b>Canguro 650</b> | 6   | 12  | 60-120  | -   | 650   | 186 | 110 | 30 | 645  | 245   | -8° - +15°  |  |
| <b>Canguro 700</b> | 6   | 12  | 60-120  | -   | 700   | 200 | 110 | 30 | 695  | 270   | -8° - +15°  |  |