



SPECIAL CAB SRL
Specialized cabs for tractors

REPLACEMENT PARTS CATALOG



John Deere - 5105ML Low Profile Tractor Cab


EQUIPMENT COMPANY
Specialized Equipment for Agriculture



SPECIAL CAB

John Deere 5105ML Low Profile Cab Replacement Parts Catalog

MG Equipment Company specializes in unique tractor implements designed specifically for vineyards and orchards.

*This catalog is designed to detail all the parts and components for **SPECIAL CABS** low profile cab designed specifically for the John Deere 5105ML series tractors.*

*To ensure a long life of reliable and trouble-free service for your implements, use only genuine **SPECIAL CABS** replacement parts.*

It is our goal to meet or exceed the expectations of our customers and to offer unsurpassed service and parts support. We partner with each of our manufacturers to provide the best possible after-sales-support.

We thank you for your valued business. We remain at your complete disposal for any information you require regarding any of our products.

For Replacement Parts Sales and Information contact:

MG Equipment Co.


PO Box 655 Vineburg, CA 95487
mgequipment@gmail.com

Tel: (707) 996-2605

Fax: (707) 996-3405

Mobile: (510) 813-2046


CAB EXTERIOR / GLASS



Item#	Part#	Description
1	SC-C10549	Glass - Front curved windshield - JD5105ML
2	SC-C10657	Glass - Rear window pane - JD5105ML
3	SC-C10655	Glass - Door pane (Right/Left) - JD5105ML
4	SC-C10656	Glass - Side deflector pane (R/L) - JD5105ML

Item#	Part#	Description
5	SC-C10654	Glass - Lower front pane (R/L) - JD5105ML
6	SC-M13000	Light fixture (round) with support - 12V (see page 14 for additional light fixture parts)
7	SC-M13644	Rear brake light fixture (Right)
	SC-M13645	Rear brake light fixture (Left)

DOOR GLASS / HARDWARE




Item#	Part#	Description
1	SC-C10655	Glass - Door pane (Right/Left) - JD5105ML
2	SC-P10175	Gasket/seal (U-clamp) L = 420 cm <i>(when ordering this seal, please indicate length needed)</i>
3	SC-M12747K	Door handle assembly (exterior)
4	SC-M10174K	Bolt + washer + grommet (kit)

Item#	Part#	Description
5	SC-S11081	Door tubular handle/rail - Right**
	SC-S11082	Door tubular handle/rail - Left**
6	SC-S11224K	Metal door hinge kit
7	SC-M13217	Gasket for door hinge

****Note:** RIGHT and LEFT are determined by the operator sitting in the tractor driver's seat

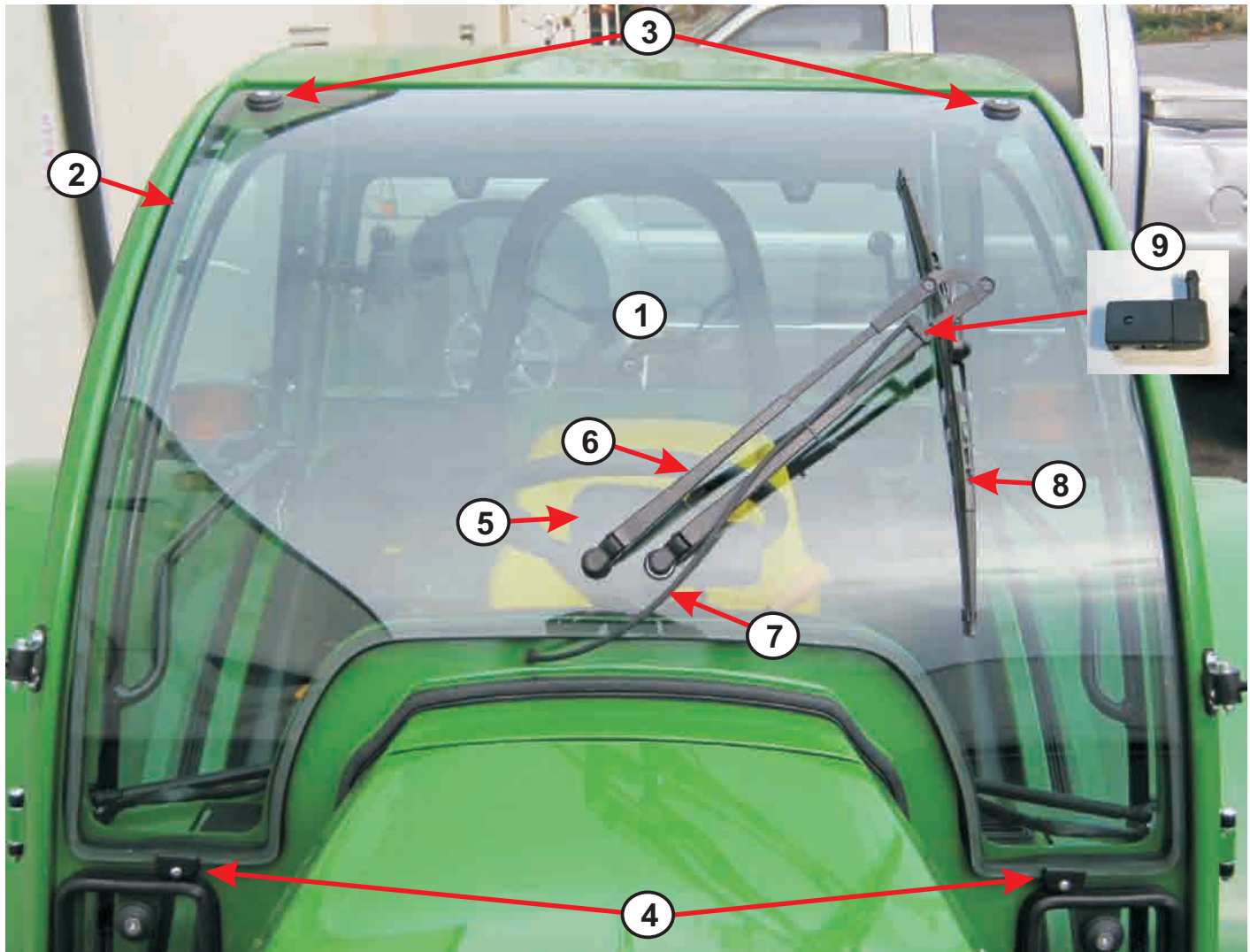
DOOR HANDLE / LATCHES



Item#	Part#	Description
1A	SC-M10694	Door latch assembly - Sx
1B	SC-M10695	Door latch assembly - Dx
2A	SC-M12805	Cover for lock assembly ABS - Sx
2B	SC-M12804	Cover for lock assembly ABS - Dx
3	SC-M13216	Gasket for door lock assembly

Item#	Part#	Description
4	SC-I11692	Door locking catch (threaded stud)
5	SC-M12747K	Door handle assembly (exterior)
6	SC-M10764	Door opening piston (gas cylinder) L = 330
7	SC-M10946	Spherical joint for gas cylinder
8	SC-I12027	Limit cable for door spring (wire cable)

FRONT WINDSHIELD



Item#	Part#	Description
1	SC-C10549	Glass - Front curved windshield - JD5105ML
2	SC-P10211	Gasket/seal (glue-on) L = 440 cm <i>(when ordering this seal, please indicate length needed)</i>
3	SC-M10174K	Bolt + washer + grommet (kit)
4	SC-M10065K	L-bracket + screw + cap nut
5	SC-M12294	Wiper motor assembly ITG50 - 110 degree


Item#	Part#	Description
6	SC-M11108	Wiper arm (panographic) - L=420/500
7	SC-M13198	Wiper fluid hose - L=550 mm
8	SC-M10023	Wiper blade - L=450 (18")
9	SC-M12441	Wiper spray nozzle

SIDE DEFLECTOR GLASS



Item#	Part#	Description
1	SC-C10656	Glass - Side deflector pane (R/L) - JD5105ML
2	SC-P10175	Gasket/seal (U-clamp) L = 190 cm <i>(when ordering this seal, please indicate length needed)</i>
3	SC-M10174K	Bolt + rubber grommet + washer
4	SC-V10613	Latch kit for side deflector glass


REAR WINDOW GLASS



Item#	Part#	Description
1	SC-C10657	Glass - Rear window pane - JD5105ML
2	SC-P10175	Gasket/seal (U-clamp) L = 270 cm (when ordering this seal, please indicate length needed)
3	SC-M10078K	Hinge kit - rear window (nylon) - 1 pc
4	SC-M10174K	Bolt + rubber grommet + washer
5	SC-M12080	Rear window opening piston - L=xx cm
6	SC-M11851K	Handle assembly - inside rear window


Item#	Part#	Description
7	SC-M10031	Rear window latch plate
8	SC-M10020K	Gas spring mounting support
9	SC-M10946	Spherical joint for gas cylinder
10	SC-M13000	Light fixture (round) with support - 12V (see page 14 for additional light fixture parts)
11	SC-R16525	Triangular cover plate (Left/Right)
12	SC-I12050	Thumb screw + washer - M6 x 12 mm

LOWER FRONT FIXED GLASS




Item#	Part#	Description
1	SC-C10654	Glass - Lower front pane (R/L) - JD5105ML
2	SC-P10175	Gasket/seal (U-clamp) L = 110 cm <i>(when ordering this seal, please indicate length needed)</i>
3	SC-M10174K	Bolt + rubber grommet + washer
4	SC-M10065K	L-bracket + screw + cap nut

CAB CEILING




Item#	Part#	Description
1	SC-M14631	Interior lining material
2	SC-M10187	Plastic grommet/button to hold material
3	SC-M10038	Interior light fixture
4	SC-I10755	Sun visor

AIR FILTERS / PLATFORM STEP



Item#	Part#	Description
1	SC-M10736	Air filter (paper - dust)
	SC-M11035	Air filter (activated charcoal)
2	(call)	Metal step support brackets (2 pcs)
3	(call)	Metal step plates (perferated)



A/C COMPRESSOR / COOLANT RESERVIOR



Item#	Part#	Description
1	SC-M13696	A/C compressor
2	(call)	Drive belt
3	(call)	Hose


Item#	Part#	Description
4	(call)	Hose
5	(call)	Hose
6	(call)	Coolant reservoir

A/C COMPONENTS



Item#	Part#	Description
1	(Call)	Condenser coil
2	(Call)	A/C hose
3	(Call)	A/C hose
4	SC-M11837	Receiver dryer
5	SC-M12659	Pressure switch
6	SC-M11846	Support clamp assembly
7	(Call)	A/C hose
8	(Call)	A/C hose




CONTROL PANEL



Item#	Part#	Description
1	SC-M10514	Fuse box assembly
	SC-M11184	Fuse - 10A (Red)
2	SC-M10453	Fuse - 15A (Blue)
	SC-M10632	Fuse - 20A (Yellow)
	SC-M10630	Fuse - 5A (Beige)
3	SC-I11587	Thermostat A/C + cable K55 S/P
4	SC-M12758	Switch - 3 speed fan - round knob

Item#	Part#	Description
5	SC-M12319	Blank toggle switch cover plate
6	SC-M10715	Toggle switch - rear working lights
7	SC-M10713	Toggle switch - A/C compressor
8	SC-M10717	Toggle switch - windshield wiper / sprayer


MISC. ITEMS



Item#	Part#	Description
1	SC-M10066	Wiper fluid tank + single pump - 12V
2	SC-M13654	Water (heater) control valve
3	SC-I11354	Side mirror - Right**
	SC-I11357	Side mirror - Left**

***Note: RIGHT and LEFT are determined by the operator sitting in the tractor driver's seat*

REAR WORKING LIGHTS



Item#	Part#	Description
1	SC-M13000	Rear light fixture - Round (complete kit)
2	SC-M12622	Light bulb 12V - 55W
3	SC-M12474	FM electrical connector for rear light



For Questions or Technical Assistance Contact:

MG Equipment Co.

PO Box 655
Vineburg, CA 95487
Tel: (707) 996-2605
Mobile: (510) 813-2046
mgequipment@gmail.com